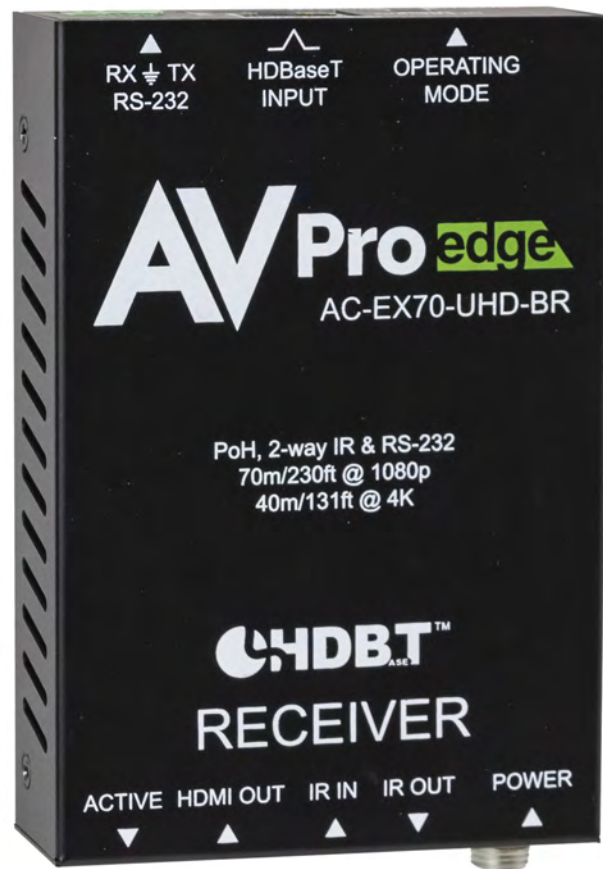


# User Manual

## AC-CXWP-HDMO-BKT

Single Gang, HDMI Wall plate



# Introduction

This basic HDBaseT wall plate transmitter/receiver kit is a cost effective HDMI extension product from AVPro Edge's ConferX line of products. Able to handle 4k at 10.2 Gbps, this single gang wall plate transmitter fits in any standard mud ring and works with standard category cable to deliver a stable signal long distances. This extender kit is able to send a 4k signal 40 Meters and a 1080p signal 70 meters using CAT6a with HDBaseT technology.

This is the ideal video extension solution for single office settings, home theaters, conference rooms, huddle spaces and any other place you need to deliver an HDMI single over a long distance. Perfect for any basic HDMI extension job and able to handle resolutions from PC's, Apple products, Tablets, Bluray Players or any other HDMI source outputting 4K at 30hz.

## *What's in the box*

- AC-CXWP-HDMO-T (Transmitter)
- AC-EX70-UHD-BR (Receiver)
- 3.5mm stereo plug to female DB9 for RS-232 to PC
- 12V 2A Power Supply
- 2 Mounting Screws
- Decora Wall Plate Cover (White)

## ***Key benefits of using AC-CXWP-HDMO-BKT:***

1) **UHD over Category Cable:** The length of manufactured HDMI cable is unchangeable after it is made and they are unreliable after about 25FT. Additionally, HDMI connectors can only be terminated in specialized factory environment due to its extremely high frequencies and high density. This does not allow installers or users to remake or make cables on a DIY basis. CAT-6A cables are available widely and can be reworked easily by the installer or end-user

**NOTE: High Quality CAT6a Shielded or higher required for maximum performance.**

2) **DISTANCE:** By using AC-CXWP-HDMO-KIT, the transmission distance for HD 1080P is 70 meters & 4K is up to 40 meters.

3) **AUTO SENSING:** This wall plate is designed to be a "Set it & forget it" piece of hardware. When the user plugs in their device (BYOD), the wall plate automatically senses the signal and makes it active.

4) **POWER:** No local power required when you use the AC-EX70-UHD-BR. Power is provided by ultra-stable PoE technology. Optionally you can power it locally for use with any HDBaseT Receiver.


5) **SINGLE GANG:** Save space and make a squeaky clean installation with the single gang configuration. This wall plate fits in more places than ever!

<b>VIDEO:</b>	
VIDEO RESOLUTIONS	UP TO 4K 60HZ 4:2:0 8BIT
VESA RESOLUTIONS	UP TO 2560X2048 (QSXGA)
COLOR SPACE	YUV (COMPONENT), RGB (CSC: REC. 601, REC. 709, BT2020, DCI, P3 D6500)
CHROMA SUBSAMPLING	4:4:4, 4:2:2, 4:2:0 SUPPORTED
DEEP COLOR	UP TO 16 BIT (1080), UP TO 10 BIT (4K)
<b>AUDIO:</b>	
AUDIO FORMATS SUPPORTED HDMI	PCM 2.0 CH, LPCM 5.1 & 7.1, DOLBY DIGITAL, DTS 5.1, DOLBY DIGITAL PLUS, DOLBY TRUEHD, DTS-HD MASTER AUDIO, DTS-X, DOLBY ATMOS
<b>DISTANCE:</b>	
DISTANCE 1080P	70M (230 FEET) (WITH CAT6A/7)
DISTANCE 4K & HDR	40M (131 FEET) (WITH CAT6A/7)
<b>OTHER:</b>	
BANDWIDTH	10.2 GBPS
CEC	YES
HDCP	HDCP 2.2 AND EARLIER
<b>PORTS:</b>	
HDMI (INPUT)	TYPE A
HDBASET (OUTPUT TO RECIEVER)	RJ45
<b>ENVIRONMENTAL:</b>	
OPERATING TEMPRATURE	23 TO 125°F (-5 TO 51°C)
STORAGE TEMPERATURE	-4 TO 140°F (-20 TO 60°C)
HUMIDITY RANGE	5-90% RH (NO CONDENSATION)
<b>POWER:</b>	
POWER CONSUMPTION (TOTAL)	12 WATTS (16.5 WHEN PAIRED WITH RECEIVER)
POWER SUPPLY	INPUT: AC 100-240V ~ 50/60HZ OUTPUT: DC 12V 2A
<b>DIMENSIONS:</b>	
DIMENSIONS (TX UNIT ONLY) (LENGTH/WIDTH/HEIGHT)	MM: 70 X 65 X 31 INCH: 2.75 X 2.55 X 1.22 (WITHOUT WALL DECORA COVER)
WALL SPACE	SINGLE GANG
COMPATIBLE BOX TYPES	MUD RINGS, STUD MOUINT, CLAMP MOUNT, METAL & PLASTIC BOXES, LV BOXES
DIMENSIONS (KIT PACKAGED LENGTH/WIDTH/HEIGHT)	MM: 184 X 317.5 X 82.55 INCH: 7.25 X 12.5 X 3.25
WEIGHT (KIT PACKAGED)	1.5LBS (0.68KG)

**\*SPECIFICATIONS SUBJECT TO CHANGE WITHOUT NOTICE. MASS & DIMENSIONS ARE APPROXIMATE**

**Applications:**

This unit is designed to work flawlessly with all PC, VESA and traditional resolutions up to and including 4K 60Hz 4:2:0 8-bit & HDR 4:2:2 12 BIT. VGA supports DCI 2K, 1080P, 1920x1200x60. In addition to its compact and robust design, it transmits the digital signal up to 70 meters (230' ) giving you ultimate flexibility, especially in large rooms like libraries or auditorium style rooms/classrooms. For a complete solution pair new wall plate transmitter (AC-CXWP-HDMO-T) with the AC-EX70-UHD-BR HDBaseT Receiver to power the wall plate transmitter from afar using PoE, thus eliminating the need for a power supply unit near the wall plate.



**THERE ARE 3 INDICATOR LIGHTS ON THE FRONT OF THE AC-CXWP-HDMO-T WALL-PLATE AND 2 ON THE HDBASET RJ45 JACK**

LIGHT/LOCATION	COLOR	VISUAL	STATE	MEANING
POWER LIGHT	BLUE		SOLID	POWER IS PRESENT (POE OR LOCAL POWER)
LINK LIGHT	BLUE		SOLID	INDICATES TX & RX ARE COMMUNICATING PROPERLY
ACTIVE LIGHT	BLUE		SOLID	INDICATES CONNECTION WITH DISPLAY
ACTIVE LIGHT	BLUE		FLASHING	THE LIGHT FLASHES DURING THE SYNC PROCESS. IF FLASHING CONTINUOUSLY, A PICTURE MAY NOT BE PRESENT
HDBASET PORT	GREEN		FLASHING	INDICATES HDBASET ACTIVITY
HDBASET PORT	AMBER		SOLID	INDICATES LINK BETWEEN HDBASET TX & RX

# Single Gang wall plate transmitter and No Compromises

## ■ Features

- HDMI 2.0 Input
- 4K 30 4:4:4, 4K60 4:2:0 HDMI Support
- HDR 4:2:2 12 Bit Support
- HDCP 2.2 & Earlier Supported
- 70M (230ft) on 1080P, Up to 40m (131ft) on 4K (Cat6a)
- No Local Power Necessary (Powered by AC-EX70-UHD-BR)
- Single Gang, Low heat, Straight in rear RJ45 receptacle design.
- Rugged, long-life chassis
- Plug & Play auto input sensing
- Designed for the conference/classroom room so your customer can focus on their meetings, not their video system.
- Single UTP/STP LAN cable (CAT-6A/7) for all signals
- ESD protection circuitry (Inputs / Outputs) till 7KV.
- Single Gang Construction (Fits Decora Type USA single gang boxes and mud rings)
- Compatible with HDBaseT displays, projectors, AVR's
- Supports uncompressed PCM 2- Ch., 5.1, 7.1, Dolby Digital, DTS, Dolby TrueHD, DTS HD-Master Audio, Atmos.
- Can Cascade for ultra-long distance

## CONNECTION DIAGRAM




■ **Powering the AC-CXWP-HDMO-T**

There are 2 ways to power the unit:


1. Use a HDBaseT Receiver that provides up stream power. This kit comes with the AC-EX70-UHD-BR.
2. If you will be using the unit directly into a NON PoE Provider (AVR, Projector, Display, or other HDBaseT receiver), you can power it using a 5V MINI USB Type power supply. We recommend the AC-PSU-5V-MINI-USB

**\*NOTE: In these diagrams, arrows indicate the flow of POWER, not other signals.**

**OPTION 1: PoE From Receiver (AC-EX100-UHD-R3)**



**OPTION 2: Local power to work with other HDBaseT devices**



■ **Mounting Options**

The AC-CXWP-HDMO-T has seemingly limitless mounting options. While it comes with the metal bracket to affix it to any Single or multi-gang Decora wall plate. The unique design with "Straight In" CAT RJ45 receptacle allows for unique mounting positions and low heat allows for side by side configurations. The 3 primary mounting concepts are here, with photos on the next page.

1. In a single-gang wall plate configuration
2. In a side-by-side configuration (dual-gang, quad gang, etc...)
3. Without the metal bracket, Velcro can easily be used for under table mounts, difficult positions etc..

**\*See the following page for mounting options!**

To mount to a Decora wall plate you must install the metal bracket (Pictured Left)  
To install the bracket:

1. Slide the metal bracket into place.
2. Use the 4 provided screws to fix the top and bottom into place



Bracket Mounting Holes

**After Bracket is installed it should look like these photos:**



### ■ *Sample Mounting Options*

**Multiple units:** Due to the low heat design & straight in RJ45 receptacle, you can position up to 4 units together in a single wall box or mud ring. Allowing you to manage multiple display zones in a large hall, or you can route the signals to a matrix for even more control.



**Desk:** This compact design allows you to mount under tables, desks, student labs or anywhere you want.





## ■ *Sample Mounting Options*

**Podium:** Mount in a podium or desk for convenient content sharing from the instructor/presenter.



Notice

AVProEdge reserves all the right to make changes in the hardware, packaging and any accompanying documentation without prior written notice.

**Warning**

**To reduce the risk of fire, electric shock or product damage:**

- |  |  |  |  |
|--|--|--|--|
|  | <p><b>1.</b> Do not expose this device to rain, moisture, dripping or splashing and ensure that no objects filled with liquids are placed on or near the devices.</p>                            |  | <p><b>6.</b> Clean this device with a dry cloth only.</p>  |
|  | <p><b>2.</b> Do not install or place this unit in a bookcase, built-in cabinet or in another confined space. Ensure the unit is well ventilated.</p>   |  | <p><b>7.</b> Unplug this device during lightning storms or when unused for long periods of time.</p> |
|  | <p><b>3.</b> To prevent risk of electric shock or fire hazard due to overheating, do not obstruct the unit's ventilation openings with newspapers, tablecloths, curtains, and similar items.</p> |  | <p><b>8.</b> Protect the power cord from being walked on or pinched particularly at plugs.</p>       |
|  | <p><b>4.</b> Do not install near any heat sources such as radiators, heat registers, stoves, or other apparatus (including amplifiers) that produce heat.</p>                                    |  | <p><b>9.</b> Only use attachments / accessories specified by the manufacturer.</p>                   |
|  | <p><b>5.</b> Do not place sources of naked flames, such as lighted candles, on the unit.</p>   |  | <p><b>10.</b> Refer all servicing to qualified service personnel.</p>                                |

## ▪ *Maintenance*

To ensure reliable operation of this product as well as protecting the safety of any person using or handling this device while powered, please observe the following instructions.

- Use the power supplies provided. If an alternate supply is required, check voltage, polarity and that it has sufficient power to supply the device it is connected to.
- Do not operate these products outside the specified temperature and humidity range given in the above specifications.
- Ensure there is adequate ventilation to allow this product to operate efficiently.
- Repair of the equipment should only be carried out by qualified professionals as these products contain sensitive components that may be damaged by any mistreatment.
- Only use this product in a dry environment. Do not allow any liquids or harmful chemicals to come into contact with these products.
- Clean this unit with a soft, dry cloth. Never use alcohol, paint thinner or benzene to clean this unit.

## ▪ *Damage Requiring Service*

The unit should be serviced by qualified service personnel if:

- The DC power supply cord or AC adaptor has been damaged
- Objects or liquids have gotten into the unit
- The unit has been exposed to rain
- The unit does not operate normally or exhibits a marked change in performance
- The unit has been dropped or the housing damaged

## ▪ *Support*

Should you experience any problems while using this product, first, refer to the Troubleshooting section of this manual before contacting Technical Support. When calling, the following information should be provided:

- Product name and model number
- Product serial number
- Details of the issue and any conditions under which the issue is occurring

## ▪ *Warranty*

If your product does not work properly because of a defect in materials or workmanship, AVPro (referred to as “the warranter”) will, for the length of the period indicated as below, (Parts/Labor (10) Years), which starts with the date of original purchase (“Limited Warranty period”), at its option either (a) repair your product with new or refurbished parts, or (b) replace it with a new or a refurbished product. The decision to repair or replace will be made by the warranter. During the “Labor” Limited Warranty period there will be no charge for labor. During the “Parts” warranty period, there will be no charge for parts. You must mail-in your product during the warranty period. This Limited Warranty is extended only to the original purchaser and only covers product purchased as new. A purchase receipt or other proof of original purchase date is required for Limited Warranty service.

This warranty extends to products purchased directly from AVPro or an authorized dealer. AVPro is not liable to honor this warranty if the product has been used in any application other than that for which it was intended, has been subjected to misuse, accidental damage, modification or improper installation procedures, unauthorized repairs or is outside of the warranty period. Please direct any questions or issues you may have to your local dealer before contacting AVPro.





Thank you for choosing AVProEdge!

Please contact us with any questions. We are happy to be of service!



AVProEdge  
2222 E 52nd St N ~ Sioux Falls, SD 57104  
1-877-886-5112 ~ 605-274-6055  
support@avproedge.com